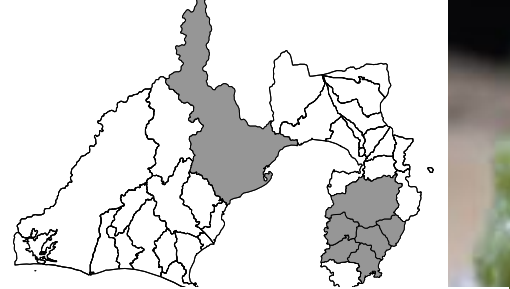
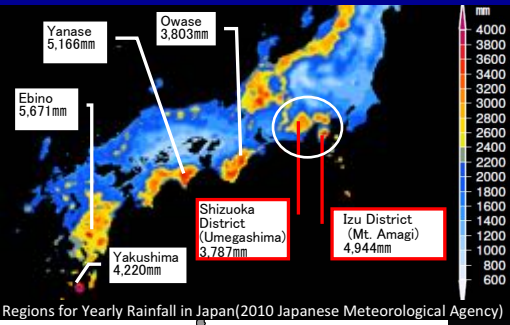
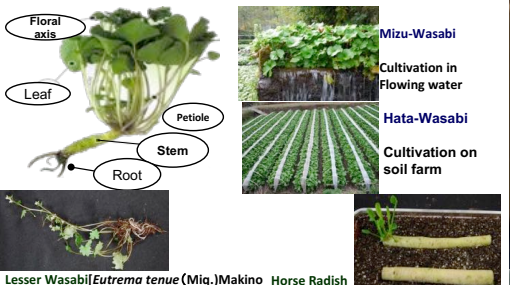


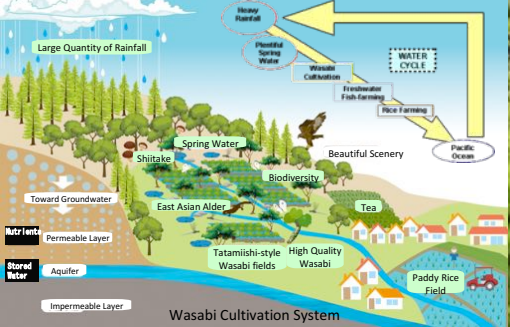
Traditional WASABI Cultivation in Shizuoka



Wasabi [*Eutrema japonicum* (Sieb.) Maxim.; syn. *Wasabia japonica* (Miq.) Matsum.]



Lesser Wasabi [*Eutrema tenue* (Miq.) Makino syn. *Wasabia tenuis* (Miq.) Matsum.] **Horse Radish** [*Armoracia rusticana* Gaertn. Mey Scherb.]



**Izu Agricultural Research Center (2007-)
Wasabi Production Technology Div. (2018-)**

Establish Laboratory [Wasabi Labo] in 1934

1958 Forestry Experiment Station
1961 Agricultural Experiment Station

Move to Present Location at 1969 Labo Reconstruction (2004)